


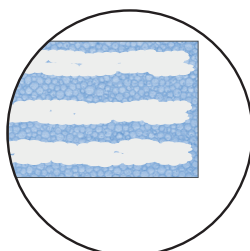


## le principali fasi della posa in opera


VERIFICA DEL SUPPORTO



INSTALLAZIONE DELLE LASTRE



APPLICAZIONE INTONACO  
AGGRAPPANTE



APPLICAZIONE INTONACO  
DI FONDO



PERFEZIONAMENTO  
DELLA SUPERFICIE

